



# 2024 Grand Highlander Gas

Explore

Build & Price

Competitive Comparison


## MODELS

**XLE AWD**










PACKAGE  
Standard Package

**Limited AWD**




PACKAGE  
Standard Package

## AVAILABLE EXTERIOR COLOURS

-  Wind Chill Pearl
-  Coastal Cream
-  Celestial Silver Metallic
-  Storm Cloud
-  Midnight Black Metallic
-  Ruby Flare Pearl
-  Blueprint

## AVAILABLE INTERIOR COLOURS

-  Black SofTex
-  Black Leather



# 2024 Grand Highlander Gas



Explore

Build & Price

Competitive Comparison

## STANDARD SPECIFICATIONS

● Standard   ← Not Available   ↑ Available

XLE AWD

Limited AWD

## SAFETY & CONVENIENCE

### SAFETY

Driver Knee Airbag	●	●
Front Passenger Seat Cushion Airbag	●	●
Driver Airbag Supplemental Restraint System (SRS)	●	●
Passenger Airbag Supplemental Restraint System (SRS)	●	●
Parking Support Brake	●	●
Front and Rear Side Curtain Airbags	●	●
Rear Cross Traffic Alert	●	—
Panoramic View Monitor	—	●
Rear Cross Traffic Alert with Brake	—	●

### STAR SAFETY SYSTEM

Star Safety System: Smart Stop Technology, Vehicle Stability Control, Anti-Lock Brakes, Traction Control, Electronic Brake Force Distribution, Brake Assist	●	●
---	---	---

### TOYOTA SAFETY SENSE 3.0

Automatic High Beam	●	●
Lane Departure Alert with Steering Assist	●	●
Full-Speed Range Dynamic Radar Cruise Control	●	●
Front-to-Front Risk Detection	●	●
Lane Tracing Assist	●	●
Sway Warning System	●	●
Road Sign Assist	●	●
Left Turn Oncoming Vehicle Detection/Braking	●	●
Blind Spot Monitoring with Safe Exit Alert	●	●
Toyota Safety Sense 3.0	●	●
Risk Avoidance (Semi-Automated Emergency Steering to Avoid Pedestrian, Bicyclist or Vehicle)	●	●

### CONVENIENCE

Power Door Locks	●	●
Power Rear Door	●	—
Qi-compatible wireless charging tray with light indicator	●	●
Integrated Garage Door Opener	●	●
Power Rear Door with Kick Sensor	—	●
Digital Key	—	●
120V Outlet	—	●



# 2024 Grand Highlander Gas

Explore

Build & Price

Competitive Comparison

## STANDARD SPECIFICATIONS

● Standard   ← Not Available   ↑ Available

XLE AWD

Limited AWD

## SECURITY

Engine Immobilizer Anti-Theft System	●	●
--------------------------------------	---	---

## INFOTAINMENT

### AUDIO

6 Speakers	●	—
12.3" Toyota Multimedia w/ Service/Safety Connect (up to 10yr trial), Remote Con.(3yr trial), Drive Con. capable (Sub. Required)	●	—
7 USB TYPE-C Charging Ports	●	●
11 Speaker JBL Audio System	—	●
12.3" Toyota Multimedia w/ Service/Safety Connect (up to 10yr trial), Remote/Drive Connect (3yr trial)	—	●

## DIMENSIONS

### DIMENSIONS

Length mm (in.)	5115 (201.3)	5115 (201.3)
Width mm (in.)	1990 (78.3)	1990 (78.3)
Height mm (in.)	1780 (70.1)	1780 (70.1)
Wheelbase mm (in.)	2950 (116.1)	2950 (116.1)
Seating Capacity	8	7
Ground Clearance mm (in.)	203 (8.0)	203 (8.0)
Gross Vehicle Weight kg (lbs.)	2810.01 (6195.0)	2735.17 (6030.0)
Towing Capacity kg (lbs.)	2268 (5000)	2268 (5000)
Payload(GVWR-curb weight) kg (lbs.)	785 (1731)	700 (1543)
Cargo Capacity L (cu. Ft.)	586 (20.7)	586 (20.7)
Base Curb Weight kg (lbs.)	2025.00 (4464.4)	2035.00 (4486.4)
Fuel Capacity litres (gal.)	68 (18)	68 (18)
Fuel Consumption - City/Highway/Combined L /100km	11.2/8.6/10.0	11.6/9.0/10.7
Fuel Consumption - City/Highway/Combined mpg	25/33/28	24/31/26
Horsepower (kW)	265	265
Approach Angle (Degrees)	17	17
Departure Angle (Degrees)	23	23
Cargo Capacity Behind 2nd Seat-Max. Cap. L (cu.Ft.)	1640 (57.9)	1640 (57.9)
Cargo Capacity Behind Front Seats-Max. Cap. L (cu. Ft)	2761 (97.5)	2761 (97.5)

## POWERTRAIN & MECHANICAL

### ENGINE

Direct Injection	●	●
------------------	---	---



# 2024 Grand Highlander Gas

Explore

Build & Price

Competitive Comparison

## STANDARD SPECIFICATIONS

● Standard   ← Not Available   ↑ Available

	XLE AWD	Limited AWD
2.4L 4-Cylinder Turbo	●	●

## BRAKES

Electric Parking Brake (EPB)	●	●
Rear Disc Brakes	●	●
Front Disc Brakes	●	●

## TRANSMISSION

8-Speed Automatic	●	●
-------------------	---	---

## INTERIOR

### SEATS

Heated Front Seats	●	←
SofTex Seats	●	←
10-way Power Adjustable Driver Seat, 8-way Power Adjustable Passenger Seat	●	●
Driver Seat Memory System	←	●
Ventilated Front Seats	←	●
Leather Seats	←	●
2nd Row Captain Seats	←	●
Heated Front & Rear Seats	←	●

### STEERING WHEEL

Tilt & Telescopic Steering Wheel	●	●
Heated Leather Wrapped Steering Wheel	●	●

### INSTRUMENTATION

7-in. Colour TFT Multi Information Display	●	←
12.3-in. Colour TFT Multi Information Display	←	●

### WINDOWS

Rear Window Defogger	●	●
Front Windshield Deicer	●	●
Power Windows	●	●

### INTERIOR MIRRORS

Auto-Dimming Rear View Mirror	●	●
-------------------------------	---	---

### INTERIOR LIGHTING

Illuminated Entry	←	●
-------------------	---	---

## EXTERIOR

### TIRES

255/65R18	●	←
-----------	---	---



# 2024 Grand Highlander Gas

Explore

Build & Price

Competitive Comparison

## STANDARD SPECIFICATIONS

● Standard    — Not Available    ↑ Available

	XLE AWD	Limited AWD
Temporary Spare Tire	●	●
255/55R20	—	●
<b>WIPERS</b>		
Variable Intermittent Wipers	●	—
Rain Sensing Wipers	—	●
<b>WHEELS</b>		
18" Alloy Wheels	●	—
20" Alloy Wheels	—	●
<b>EXTERIOR LIGHTING</b>		
LED Fog Lamps	—	●
<b>EXTERIOR</b>		
Panoramic Moonroof	—	●
<b>EXTERIOR MIRRORS</b>		
Auto-retractable, reverse tilting, power folding side mirrors with memory	—	●
Puddle Lamps with "Grand Highlander" Logo	—	●

# 2024 Grand Highlander Gas


[Explore](#)
[Build & Price](#)
[Competitive Comparison](#)

## IMPORTANT PRODUCT INFORMATION

This page contains information and product warnings for a wide variety of specifications, not all of which will be specifications that come with your selected vehicle.

Global supply issues affecting the automotive manufacturing industry are causing new vehicle delivery delays and inventory of some vehicles may be limited. Please contact your local Toyota dealer for information about availability of your preferred Toyota vehicle

\* Payload Capacity is the calculation of GVWR minus curb weight and should be used for comparison purposes only. The maximum amount of passenger and cargo weight your vehicle can carry is the Load Carrying Capacity indicated on the label(s) on the driver's doorjamb.

\*\* Due to supply chain shortages, until further notice certain 2023 models equipped with the Digital Display Rear View Mirror will be built with the Auto-Dimming Mirror instead. Please reach out to a Toyota dealership for more details.

### Connected Services (general mentions)

Driving while distracted can result in loss of vehicle control. Some features may be locked out while the vehicle is in gear. To reduce risk of accident while driving, exercise care when using the systems (even with the voice commands) and obey all local laws concerning use of the systems while driving (as some laws prohibit the use of electronic devices while operating a vehicle). Once the Connected Services by Toyota trial subscription expires, paid enrollment is required. Apple CarPlay, iPhone and Siri are trademarks of Apple Inc. Android Auto and Google Assistant are trademarks of Google LLC. A compatible customer phone pairing is required and customers are responsible for all data charges. Services are dependent upon connection to a compatible wireless network, provided by a third-party wireless service provider. Toyota is not responsible for cellular network discontinuance and will not provide compensation for reduced service availability.

**Remote Connect.** Use only if aware of circumstances surrounding vehicle and it is legal and safe to do so (e.g., do not remotely start engine if vehicle is in an enclosed space or vehicle is occupied by a child). Remote Connect depends on factors outside of Toyota's control, including an operative telematics device, a cellular connection, GPS signal, and the availability of a compatible wireless network, without which system functionality and availability may be limited or precluded. Digital Key also requires Bluetooth connectivity. Service may vary by vehicle and region. Requires app download and registration/subscription after trial (if applicable). Terms of Use apply. Data charges may apply. Remote start/stop not available on manual transmission-equipped vehicles. Services subject to change at any time without notice.

**Safety Connect** depends on factors outside of Toyota's control, including an operative telematics device, a cellular connection, GPS signal, and the availability of a compatible wireless network, without which system functionality and availability may be limited or precluded, including access to response center and emergency support. Stolen vehicle police report required to use Stolen Vehicle Locator. Automatic Collision Notification activates only in limited circumstances. Requires app download/registration and subscription after trial (if applicable). Service subject to change at any time without notice. Terms of Use apply. Service may vary by vehicle and region. See usage precautions and service limitations in Owner's Manual.

**Drive Connect** services not available in every city or roadway.

**Service Connect** information provided is based on the last time data was collected from the vehicle and is not real time data. Service Connect is not renewable as a stand-alone service and requires a subscription to any of Safety Connect, Remote Connect or Drive Connect upon trial expiration.

**Birds Eye Camera.** Cold weather and other environmental factors may limit system. Operates at low speed or when parked. Do not rely exclusively on the system as it is not intended to replace safe attentive operation of the vehicle. You should also look around outside your vehicle, over your shoulder and use your mirrors to confirm clearance.

**Qi Wireless charging.** Qi wireless charging may not be compatible with all mobile phones, MP3/WMA players and like models. When using the wireless charging system avoid placing metal objects between the wireless charger and the mobile device when charging is active. Doing so may cause metal objects to become hot and could cause burns.

**Towing Capability.** Before towing, confirm your vehicle and trailer are compatible, hooked up and loaded properly and that you have any necessary additional equipment. Do not exceed any Weight Ratings and follow all instructions in your Owner's Manual. The maximum you can tow depends on base curb weight plus the total weight of any cargo, occupants, and added vehicle equipment. "Added vehicle equipment" includes additional standard/optional equipment and accessories added by the manufacturer, dealers, and /or vehicle owners. The only way to be certain of your vehicle's exact curb weight is to weigh your vehicle without passengers or cargo. Installation of a tow hitch receiver or other accessories located near the rear bumper may require disabling or removing the kick sensor, and the sensor operation setting in your vehicle should be turned off. See Owner's Manual for limitations.

**Toyota Safety Sense (TSS)** Drivers should always be responsible for their own safe driving. Please always pay attention to your surroundings and drive safely. Depending on the conditions of roads, vehicles, weather, etc., the TSS systems may not work as intended.

**Pre-Collisions System with Pedestrian & Bicyclist Detection:** The TSS Pre-Collision System is designed to help avoid or reduce the impact speed and damage in certain frontal collisions only. The Pedestrian and Bicycle Detection system is designed to detect a pedestrian and bicyclist ahead of the vehicle, determine if impact is imminent and help reduce impact speed. It is not a substitute for safe and attentive driving. System effectiveness depends on many factors, such as speed, size and position of pedestrians and bicyclists, driver input and weather, light and road conditions. Do not overly rely on the Intuitive Intersection Support system. Always visually confirm that it is safe to proceed. System may not operate depending on the traffic conditions and intersection configuration. Intersection Support will NOT detect pedestrians crossing the road in the same direction as the vehicle. Emergency Steering Assist may not operate if an oncoming vehicle or an obstacle that would prevent a safe evasive manoeuvre are detected.

**Automatic High Beam:** Automatic High Beam system operates at speeds above approximately 34 km/h. Factors such as a dirty windshield, variable weather, lighting conditions and hilly terrain will limit effectiveness, requiring the driver to manually turn it off.

**Lane Departure Alert with Steering Assist:** Lane Departure Alert with Steering Assist is designed to read lane markers under certain conditions and provide visual and audible alerts and slight steering force when lane departure is detected. It is not a collision-avoidance system or a substitute for safe and attentive driving.

**Dynamic Radar Cruise Control:** Dynamic Radar Cruise Control is designed to assist the driver and is not a collision-avoidance system or a substitute for safe and attentive driving practices. System effectiveness depends on many factors such as weather, traffic and road conditions.

**Lane Tracing (Trace) Assist (LTA):** Lane Tracing (Trace) Assist (LTA) is designed to read visible lane markers and detect other vehicles under certain conditions. When potential lane departure is detected, LTA provides a visual warning and either an audible alert or vibration in the steering wheel and can apply a slight steering force. It is not a collision-avoidance system or a substitute for safe and attentive driving. Effectiveness is dependent on many factors including road, weather and vehicle conditions.

**Colours:** Not all exterior and interior colour options are available for every model. Some colours are available at an additional cost. Contact your Dealer for more information.

**Fuel efficiency estimates:** Fuel efficiency estimates were determined using approved Government of Canada Test Methods. Actual fuel consumption will vary based on driving habits and other factors.

**Blind Spot Monitor System and Rear Cross-Traffic Alert System:** Do not rely exclusively on the Blind Spot Monitor System and Rear Cross-Traffic Alert System. They are not collision-avoidance systems or substitutes for safe and attentive driving.

**Short Range Key Fob Remote Start:** Active DCM required. DCM is active during connected services trial periods or with a paid subscription for connected services. Waiving your connected services will deactivate the DCM.

Details on the above features can be found in the Owner's Manuals (available on-line at [toyota.ca](http://toyota.ca)) or through your local Toyota Dealer and pertains specifically to vehicles sold in Canada at authorized Toyota dealerships only. Every effort has been made to ensure the specifications and equipment described are accurate based on information available at time of creation of this Product Summary. In some cases, certain changes in production capacity, standard equipment, options or product delays may occur which would not be automatically reflected in this Product Summary. Toyota Canada Inc. reserves the right to make these changes without notice or obligation. The Toyota website [toyota.ca](http://toyota.ca) is updated regularly and it or your Toyota Dealer are your best source for up-to-date information.

Date and mileage limitations refer to whichever comes first from the date of first purchase. Warranty coverage is subject to other terms and conditions. Refer to applicable Warranty and Maintenance Guide for full details.





# 2024 Grand Highlander Hybrid

Explore

Build & Price

Competitive Comparison


## MODELS

**XLE AWD**




PACKAGE  
Standard Package

**Limited AWD**



PACKAGE  
Standard Package

**Platinum Hybrid MAX AWD**



PACKAGE  
Standard Package

## AVAILABLE EXTERIOR COLOURS

- Wind Chill Pearl
- Storm Cloud
- Blueprint

- Coastal Cream
- Midnight Black Metallic

- Celestial Silver Metallic
- Ruby Flare Pearl

## AVAILABLE INTERIOR COLOURS

- Black SofTex

- Black Leather

- Portobello Leather



# 2024 Grand Highlander Hybrid



Explore

Build & Price

Competitive Comparison

## STANDARD SPECIFICATIONS

● Standard   — Not Available   ↑ Available

XLE AWD

Limited AWD

Platinum Hybrid MAX AWD

## SAFETY & CONVENIENCE

### SAFETY

Driver Knee Airbag	●	●	●
Front Passenger Seat Cushion Airbag	●	●	●
Driver Airbag Supplemental Restraint System (SRS)	●	●	●
Passenger Airbag Supplemental Restraint System (SRS)	●	●	●
Parking Support Brake	●	●	●
Front and Rear Side Curtain Airbags	●	●	●
Rear Cross Traffic Alert	●	—	—
Panoramic View Monitor	—	●	●
Rear Cross Traffic Alert with Brake	—	●	●
Lane Change Assist	—	—	●
Traffic Jam Assist	—	—	●
Front Cross Traffic Alert (FCTA)	—	—	●

### STAR SAFETY SYSTEM

Star Safety System: Smart Stop Technology, Vehicle Stability Control, Anti-Lock Brakes, Traction Control, Electronic Brake Force Distribution, Brake Assist	●	●	●
---	---	---	---

### TOYOTA SAFETY SENSE 3.0

Automatic High Beam	●	●	●
Lane Departure Alert with Steering Assist	●	●	●
Full-Speed Range Dynamic Radar Cruise Control	●	●	●
Front-to-Front Risk Detection	●	●	●
Lane Tracing Assist	●	●	●
Sway Warning System	●	●	●
Road Sign Assist	●	●	●
Left Turn Oncoming Vehicle Detection/Braking	●	●	●
Blind Spot Monitoring with Safe Exit Alert	●	●	●
Toyota Safety Sense 3.0	●	●	●
Risk Avoidance (Semi-Automated Emergency Steering to Avoid Pedestrian, Bicyclist or Vehicle)	●	●	●

### CONVENIENCE

Power Door Locks	●	●	●
Power Rear Door	●	—	—
Qi-compatible wireless charging tray with light indicator	●	●	●
Integrated Garage Door Opener	●	●	●
Power Rear Door with Kick Sensor	—	●	●





# 2024 Grand Highlander Hybrid

Explore

Build & Price

Competitive Comparison

## STANDARD SPECIFICATIONS

	XLE AWD	Limited AWD	Platinum Hybrid MAX AWD
<span style="color: green;">●</span> Standard <span style="color: grey;">—</span> Not Available <span style="color: green;">↑</span> Available			
Digital Key	—	●	●
120V Outlet (1500W high output)	—	●	●

## SECURITY

Engine Immobilizer Anti-Theft System	●	●	●
--------------------------------------	---	---	---

## INFOTAINMENT

### AUDIO

6 Speakers	●	—	—
12.3" Toyota Multimedia w/ Service/Safety Connect (up to 10yr trial), Remote Con.(3yr trial), Drive Con. capable (Sub. Required)	●	—	—
7 USB TYPE-C Charging Ports	●	●	●
11 Speaker JBL Audio System	—	●	●
12.3" Toyota Multimedia w/ Service/Safety Connect (up to 10yr trial), Remote/Drive Connect (3yr trial)	—	●	●

## DIMENSIONS

### DIMENSIONS

Length mm (in.)	5115 (201.3)	5115 (201.3)	5115 (201.3)
Width mm (in.)	1990 (78.3)	1990 (78.3)	1990 (78.3)
Height mm (in.)	1780 (70.1)	1780 (70.1)	1780 (70.1)
Wheelbase mm (in.)	2950 (116.1)	2950 (116.1)	2950 (116.1)
Seating Capacity	8	7	7
Ground Clearance mm (in.)	203 (8.0)	203 (8.0)	203 (8.0)
Gross Vehicle Weight kg (lbs.)	2850.83 (6285.0)	2785.06 (6140.0)	2875.78 (6340.0)
Towing Capacity kg (lbs.)	1588 (3500)	1588 (3500)	2268 (5000)
Payload(GVWR-curb weight) kg (lbs.)	770 (1698)	690 (1521)	650 (1433)
Cargo Capacity L (cu. Ft.)	586 (20.7)	586 (20.7)	586 (20.7)
Base Curb Weight kg (lbs.)	2080.00 (4585.6)	2095.00 (4618.7)	2225.00 (4905.3)
Fuel Capacity litres (gal.)	65 (17)	65 (17)	65 (17)
Fuel Consumption - City/Highway/Combined L /100km	6.6/7.4/7.0	6.6/7.4/7.0	9.0/8.8/8.8
Fuel Consumption - City/Highway/Combined mpg	43/38/40	43/38/40	31/33/32
Horsepower (kW)	243	243	362
Approach Angle (Degrees)	17	17	17
Departure Angle (Degrees)	23	23	23
Cargo Capacity Behind 2nd Seat-Max. Cap. L (cu. Ft.)	1640 (57.9)	1640 (57.9)	1640 (57.9)
Cargo Capacity Behind Front Seats-Max. Cap. L (cu. Ft)	2761 (97.5)	2761 (97.5)	2761 (97.5)

## POWERTRAIN & MECHANICAL



# 2024 Grand Highlander Hybrid

Explore

Build & Price

Competitive Comparison

## STANDARD SPECIFICATIONS

● Standard    — Not Available    ↑ Available

XLE AWD

Limited AWD

Platinum Hybrid MAX AWD

### ENGINE

2.5-Liter Dynamic Force 4-Cylinder DOHC 16-Valve D-4S Dual-Injection with VVT-iE and VVT-i	●	●	—
Hybrid MAX 2.4-Liter inline 4-Cylinder turbocharged Hybrid DOHC 16-Valve D-4S Dual Injection with Dual VVT-i	—	—	●

### BRAKES

Electric Parking Brake (EPB)	●	●	●
Rear Disc Brakes	●	●	●
Front Disc Brakes	●	●	●

### TRANSMISSION

Electronically Controlled Continuously Variable Transmission (ECVT)	●	●	—
Paddle Shifters	—	—	●
6-Speed Automatic	—	—	●

## INTERIOR

### SEATS

Heated Front Seats	●	—	—
SofTex Seats	●	—	—
10-way Power Adjustable Driver Seat, 8-way Power Adjustable Passenger Seat	●	●	●
Driver Seat Memory System	—	●	●
Ventilated Front Seats	—	●	—
Leather Seats	—	●	—
2nd Row Captain Seats	—	●	●
Heated Front & 2nd Row Seats	—	●	●
Premium Leather Seats with Suede Accents	—	—	●
Ventilated Front & 2nd Row Seats	—	—	●

### STEERING WHEEL

Tilt & Telescopic Steering Wheel	●	●	●
Heated Leather Wrapped Steering Wheel	●	●	●

### INSTRUMENTATION

7-in. Colour TFT Multi Information Display	●	—	—
12.3-in. Colour TFT Multi Information Display	—	●	●
Head-Up Display	—	—	●

### WINDOWS

Rear Window Defogger	●	●	●
Front Windshield Deicer	●	●	●
Power Windows	●	●	●



# 2024 Grand Highlander Hybrid

Explore

Build & Price

Competitive Comparison

## STANDARD SPECIFICATIONS

● Standard    — Not Available    ↑ Available

XLE AWD

Limited AWD

Platinum Hybrid MAX AWD

### INTERIOR MIRRORS

Auto-Dimming Rear View Mirror	●	●	—
Digital Display Rear View Mirror	—	—	●

### INTERIOR LIGHTING

Illuminated Entry	—	●	●
-------------------	---	---	---

## EXTERIOR

### TIRES

255/65R18	●	—	—
Temporary Spare Tire	●	●	●
255/55R20	—	●	●

### WIPERS

Variable Intermittent Wipers	●	—	—
Rain Sensing Wipers	—	●	●

### WHEELS

18" Alloy Wheels	●	—	—
20" Alloy Wheels	—	●	●

### EXTERIOR LIGHTING

LED Fog Lamps	—	●	●
---------------	---	---	---

### EXTERIOR

Panoramic Moonroof	—	●	●
--------------------	---	---	---

### EXTERIOR MIRRORS

Auto-retractable, reverse tilting, power folding side mirrors with memory	—	●	●
Puddle Lamps with "Grand Highlander" Logo	—	●	●

### MECHANICAL FEATURES

Multi-Terrain Select	—	—	●
----------------------	---	---	---

# 2024 Grand Highlander Hybrid


[Explore](#)
[Build & Price](#)
[Competitive Comparison](#)

## IMPORTANT PRODUCT INFORMATION

This page contains information and product warnings for a wide variety of specifications, not all of which will be specifications that come with your selected vehicle.

Global supply issues affecting the automotive manufacturing industry are causing new vehicle delivery delays and inventory of some vehicles may be limited. Please contact your local Toyota dealer for information about availability of your preferred Toyota vehicle

\* Payload Capacity is the calculation of GVWR minus curb weight and should be used for comparison purposes only. The maximum amount of passenger and cargo weight your vehicle can carry is the Load Carrying Capacity indicated on the label(s) on the driver's doorjamb.

\*\* Due to supply chain shortages, until further notice certain 2023 models equipped with the Digital Display Rear View Mirror will be built with the Auto-Dimming Mirror instead. Please reach out to a Toyota dealership for more details.

### Connected Services (general mentions)

Driving while distracted can result in loss of vehicle control. Some features may be locked out while the vehicle is in gear. To reduce risk of accident while driving, exercise care when using the systems (even with the voice commands) and obey all local laws concerning use of the systems while driving (as some laws prohibit the use of electronic devices while operating a vehicle). Once the Connected Services by Toyota trial subscription expires, paid enrollment is required. Apple CarPlay, iPhone and Siri are trademarks of Apple Inc. Android Auto and Google Assistant are trademarks of Google LLC. A compatible customer phone pairing is required and customers are responsible for all data charges. Services are dependent upon connection to a compatible wireless network, provided by a third-party wireless service provider. Toyota is not responsible for cellular network discontinuance and will not provide compensation for reduced service availability.

**Remote Connect.** Use only if aware of circumstances surrounding vehicle and it is legal and safe to do so (e.g., do not remotely start engine if vehicle is in an enclosed space or vehicle is occupied by a child). Remote Connect depends on factors outside of Toyota's control, including an operative telematics device, a cellular connection, GPS signal, and the availability of a compatible wireless network, without which system functionality and availability may be limited or precluded. Digital Key also requires Bluetooth connectivity. Service may vary by vehicle and region. Requires app download and registration/subscription after trial (if applicable). Terms of Use apply. Data charges may apply. Remote start/stop not available on manual transmission-equipped vehicles. Services subject to change at any time without notice.

**Safety Connect** depends on factors outside of Toyota's control, including an operative telematics device, a cellular connection, GPS signal, and the availability of a compatible wireless network, without which system functionality and availability may be limited or precluded, including access to response center and emergency support. Stolen vehicle police report required to use Stolen Vehicle Locator. Automatic Collision Notification activates only in limited circumstances. Requires app download/registration and subscription after trial (if applicable). Service subject to change at any time without notice. Terms of Use apply. Service may vary by vehicle and region. See usage precautions and service limitations in Owner's Manual.

**Drive Connect** services not available in every city or roadway.

**Service Connect** information provided is based on the last time data was collected from the vehicle and is not real time data. Service Connect is not renewable as a stand-alone service and requires a subscription to any of Safety Connect, Remote Connect or Drive Connect upon trial expiration.

**Birds Eye Camera:** Cold weather and other environmental factors may limit system. Operates at low speed or when parked. Do not rely exclusively on the system as it is not intended to replace safe attentive operation of the vehicle. You should also look around outside your vehicle, over your shoulder and use your mirrors to confirm clearance.

**Qi Wireless charging:** Qi wireless charging may not be compatible with all mobile phones, MP3/WMA players and like models. When using the wireless charging system avoid placing metal objects between the wireless charger and the mobile device when charging is active. Doing so may cause metal objects to become hot and could cause burns.

**Towing Capability:** Before towing, confirm your vehicle and trailer are compatible, hooked up and loaded properly and that you have any necessary additional equipment. Do not exceed any Weight Ratings and follow all instructions in your Owner's Manual. The maximum you can tow depends on base curb weight plus the total weight of any cargo, occupants, and added vehicle equipment. "Added vehicle equipment" includes additional standard/optional equipment and accessories added by the manufacturer, dealers, and /or vehicle owners. The only way to be certain of your vehicle's exact curb weight is to weigh your vehicle without passengers or cargo. Installation of a tow hitch receiver or other accessories located near the rear bumper may require disabling or removing the kick sensor, and the sensor operation setting in your vehicle should be turned off. See Owner's Manual for limitations.

**Toyota Safety Sense (TSS)** Drivers should always be responsible for their own safe driving. Please always pay attention to your surroundings and drive safely. Depending on the conditions of roads, vehicles, weather, etc., the TSS systems may not work as intended.

**Pre-Collisions System with Pedestrian & Bicyclist Detection:** The TSS Pre-Collision System is designed to help avoid or reduce the impact speed and damage in certain frontal collisions only. The Pedestrian and Bicycle Detection system is designed to detect a pedestrian and bicyclist ahead of the vehicle, determine if impact is imminent and help reduce impact speed. It is not a substitute for safe and attentive driving. System effectiveness depends on many factors, such as speed, size and position of pedestrians and bicyclists, driver input and weather, light and road conditions. Do not overly rely on the Intuitive Intersection Support system. Always visually confirm that it is safe to proceed. System may not operate depending on the traffic conditions and intersection configuration. Intersection Support will NOT detect pedestrians crossing the road in the same direction as the vehicle. Emergency Steering Assist may not operate if an oncoming vehicle or an obstacle that would prevent a safe evasive manoeuvre are detected.

**Automatic High Beam:** Automatic High Beam system operates at speeds above approximately 34 km/h. Factors such as a dirty windshield, variable weather, lighting conditions and hilly terrain will limit effectiveness, requiring the driver to manually turn it off.

**Lane Departure Alert with Steering Assist:** Lane Departure Alert with Steering Assist is designed to read lane markers under certain conditions and provide visual and audible alerts and slight steering force when lane departure is detected. It is not a collision-avoidance system or a substitute for safe and attentive driving.

**Dynamic Radar Cruise Control:** Dynamic Radar Cruise Control is designed to assist the driver and is not a collision-avoidance system or a substitute for safe and attentive driving practices. System effectiveness depends on many factors such as weather, traffic and road conditions.

**Lane Tracing (Trace) Assist (LTA):** Lane Tracing (Trace) Assist (LTA) is designed to read visible lane markers and detect other vehicles under certain conditions. When potential lane departure is detected, LTA provides a visual warning and either an audible alert or vibration in the steering wheel and can apply a slight steering force. It is not a collision-avoidance system or a substitute for safe and attentive driving. Effectiveness is dependent on many factors including road, weather and vehicle conditions.

**Colours:** Not all exterior and interior colour options are available for every model. Some colours are available at an additional cost. Contact your Dealer for more information.

**Fuel efficiency estimates:** Fuel efficiency estimates were determined using approved Government of Canada Test Methods. Actual fuel consumption will vary based on driving habits and other factors.

**Blind Spot Monitor System and Rear Cross-Traffic Alert System:** Do not rely exclusively on the Blind Spot Monitor System and Rear Cross-Traffic Alert System. They are not collision-avoidance systems or substitutes for safe and attentive driving.

**Short Range Key Fob Remote Start:** Active DCM required. DCM is active during connected services trial periods or with a paid subscription for connected services. Waiving your connected services will deactivate the DCM.

Details on the above features can be found in the Owner's Manuals (available on-line at [toyota.ca](http://toyota.ca)) or through your local Toyota Dealer and pertains specifically to vehicles sold in Canada at authorized Toyota dealerships only. Every effort has been made to ensure the specifications and equipment described are accurate based on information available at time of creation of this Product Summary. In some cases, certain changes in production capacity, standard equipment, options or product delays may occur which would not be automatically reflected in this Product Summary. Toyota Canada Inc. reserves the right to make these changes without notice or obligation. The Toyota website [toyota.ca](http://toyota.ca) is updated regularly and it or your Toyota Dealer are your best source for up-to-date information.

Date and mileage limitations refer to whichever comes first from the date of first purchase. Warranty coverage is subject to other terms and conditions. Refer to applicable Warranty and Maintenance Guide for full details.

